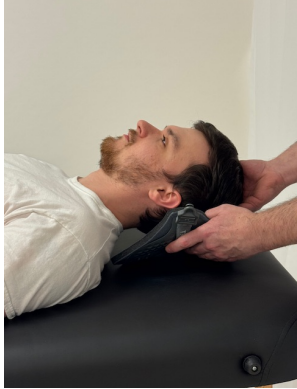


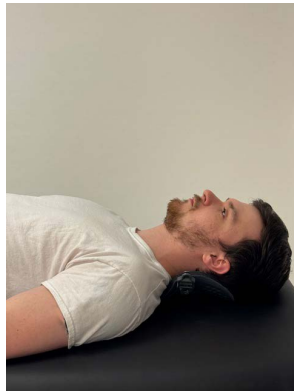
Fitting & Care Instructions - Trauma Collar

Model: DCT-0180

Fitting instructions for supine patient



Step 1: Support patient's head while sliding and positioning the back panel under the patient's neck.



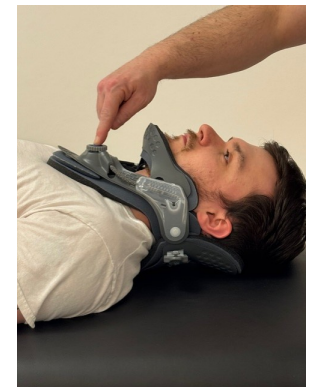
Step 2: Check positioning of back panel to make sure it is centered.



Step 3: Place front chin piece underneath patient's chin and on patient's sternum.




Step 4: Unlock the dial by lifting up and rotating to raise the chin piece until it supports the patient's chin. Make sure the patient's chin sits behind the front edge of the collar.



Step 5: Once the correct height is achieved, push down on the dial to lock in place.



Step 6: Locate clips on left and right of the back panel and clip into front housing and pull until you hear a click.



Step 7: To tighten, detach the Velcro tabs, and pull down to desired fit, and reattach.



Step 8: Check fit and assess patient.

Care Instructions: Padding can be removed from the plastic frame and hand washed with a light detergent.

Warranty: This product is covered by a 6 month warranty against all mechanical or manufacturer defects from the date of purchase of the original owner.

See reverse side for fitting instructions when patient is seated.

Fitting & Care Instructions - Trauma Collar

Model: DCT-0180

Fitting instructions for when patient is seated

See reverse side for fitting instructions when patient is supine.



Step 1: Place collar under patient's chin.



Step 2: Locate the dial and pull up to unlock. Rotate the dial until the chin piece supports the patient's chin.



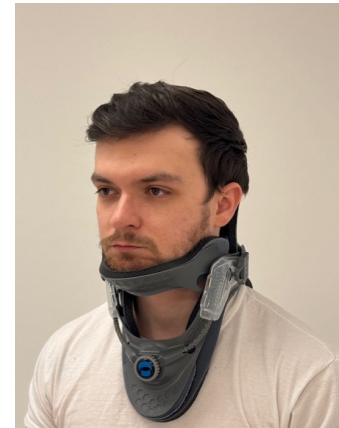
Step 3: Make sure patient's chin sits behind the front edge of the collar frame. Once the desired height is achieved, push down on the dial to lock in place.



Step 4: Connect the back panel to the front by clipping the clips into the front housing on both sides.



Step 5: Detach Velcro tabs and pull back to desired fit. Reattach tabs.



Step 6: Check fit on patient and note sizing. Review with patient on how to reapply their collar.