



# Opus™ Mg Set

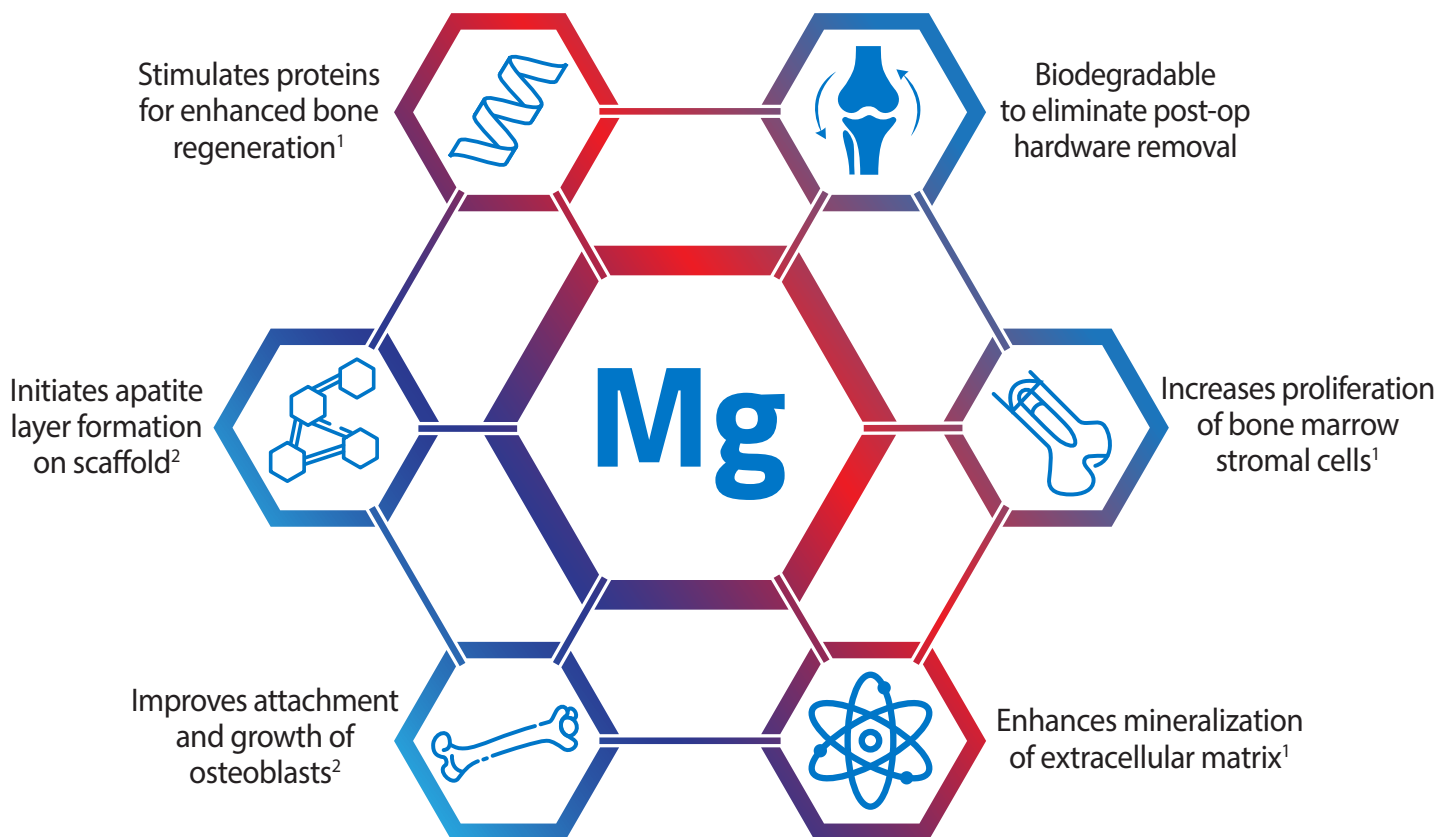
Osteoconductive Scaffold

Opus™ Mg Set is an injectable, moldable, and biocompatible bone void filler that will harden in-situ at the defect site.

Due to the presence of magnesium, Opus Mg Set has a unique resorption profile that provides stability, resulting in enhanced bone regeneration for various orthopedic applications.



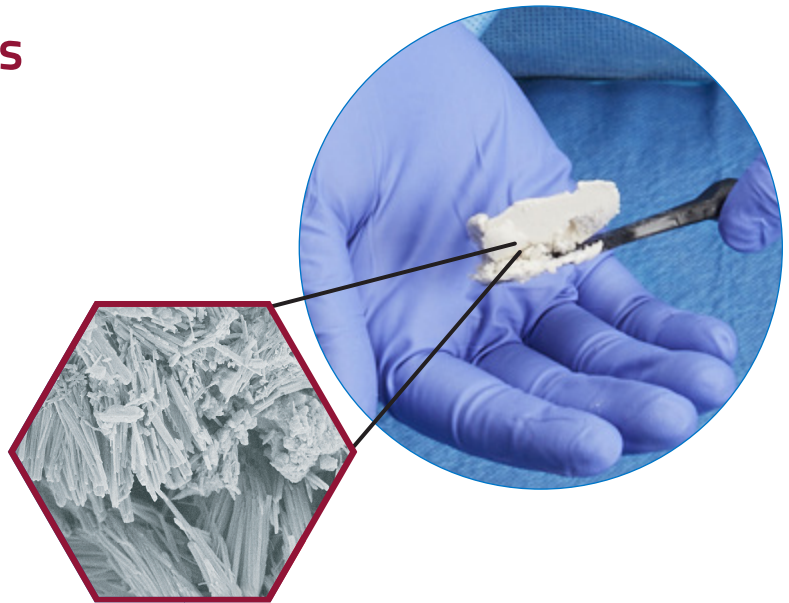
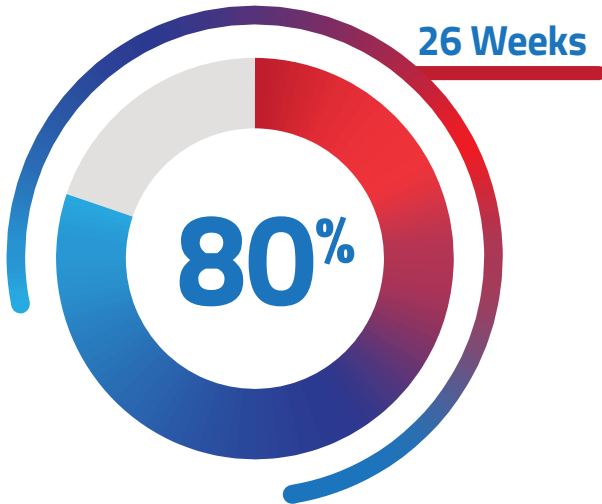
## MAGNESIUM is the differentiator



# Features and Key Advantages

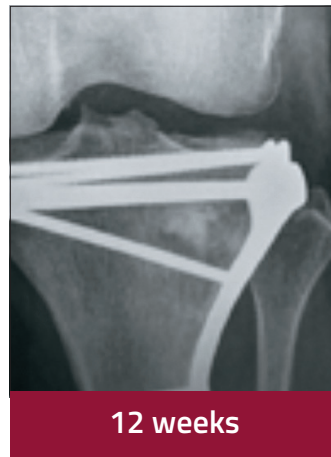
## Enhanced Bone Regeneration\*

Showed greater than 80% bone remodeling in 26 weeks<sup>3</sup>



## Magnesium Phosphate Crystallizes to Provide:

- Thixotropic Properties
- Excellent Binding Characteristics
- High Compressive Strength



**Subject:** 56 y/o female | proximal tibia fracture | implant volume: 10cc used<sup>4</sup>

\*All claims based on critically sized rabbit lateral condyle defect model. It is unknown how results from the rabbit model compare with clinical results in humans. Data on file at Bone Solution Inc.

## Opus Mg Set BVF Kits

712005	Basic Kit 5cc
712105	Full Kit 5cc
712010	Basic Kit 10cc
712110	Full Kit 10cc
712015	Basic Kit 15cc
712115	Full Kit 15cc

## Opus Mg Set BVF Accessories

712000	Mixing & Delivery System
712001	Bead Mat Pak, 4.8mm

Please visit [Orthofix.com/IFU](https://www.orthofix.com/IFU) for full information on indications for use, contraindications, warnings, precautions, adverse reactions information and sterilization.

### References:

1. Yoshizawa et al. Magnesium ion stimulation of bone marrow stromal cells enhances osteogenic activity, stimulating the effect of magnesium allow degradation. *Acta Biomater.* 2014; 10(6): 2834-42.4.
2. Wong et al. Engineered polycaprolactone-magnesium hybrid biodegradable porous scaffold for bone tissue engineering. *Materials International.* 2014; 24: 561-567.
3. Wu F, Wei J, Guo H, Chen F, Hong H, Liu C. Self-setting bioactive calcium-magnesium phosphate cement with high strength and degradability for bone regeneration. *Acta Biomater.* 2008;4(6):1873-1884.
4. Robert J Wetzel, MD Assistant Professor Case Western Reserve School of Medicine Fellowship Director, Orthopaedic Trauma University Hospitals Cleveland Medical Center; Case No. 009; Tibia Plateau Fracture.

OPUS is a trademark of Orthofix Medical Inc.  
Any rights not expressly granted herein are reserved.

Manufactured by Bone Solutions Inc.  
Colleyville, Texas 76034

[www.orthofix.com](https://www.orthofix.com)

OP-2101 © Orthofix US LLC 9/2021

Biologics-CustomerService@Orthofix.com  
888-298-5700

