

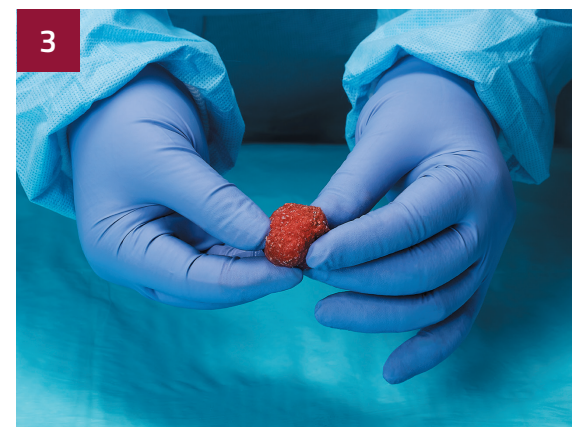
Opus™ BA Putty - Preparations for Use



1 Peel back the lid of the outer tray using aseptic technique and present the jar to the sterile field.



2 Remove threaded cap and reconstitute with desired amount of either autogenous bone marrow or autograft with saline.



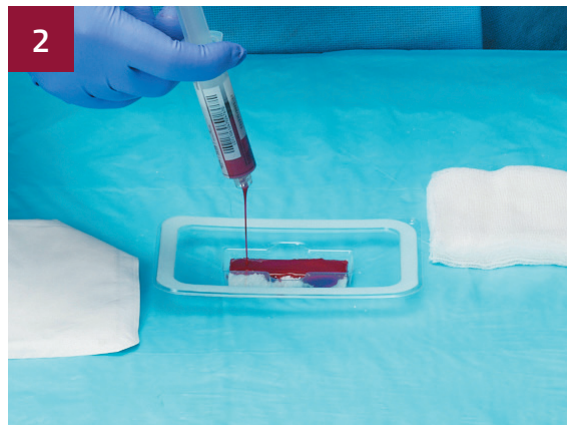
3 Opus BA Putty is fully moldable and ready to implant once hydrated.

Sizes	Recommended Volumes
7cc	~3.5ml
14cc	~7.5ml


Opus™ BA Strip - Preparations for Use



1 Peel back the lid of the outer tray using aseptic technique and present the inner tray with the strip to the sterile field.



2 Peel back the inner tray and reconstitute with desired amount of either autogenous bone marrow or autograft with saline.



3 Opus BA Strip is pliable and ready to implant once hydrated.

Please visit Orthofix.com/IFU for full information on indications for use, contraindications, warnings, precautions, adverse reactions information and sterilization.

OPUS is a trademark of Orthofix Medical Inc.
Any rights not expressly granted herein are reserved.

Manufactured by Collagen Matrix, Inc
15 Thornton Road, Oakland, New Jersey 07436 USA

www.orthofix.com
OP-2118 © Orthofix US LLC 01/2022

Sizes	Recommended Volumes
5cc	~5ml
10cc	~10ml
20cc	~20ml
40cc	~40ml

OSI-CustomerService@Orthofix.com
888-298-5700

